

Post Cover Color Line

Inspired by Nature
Designed by.....



Brunswick Brown



Arizona Red



Midnight Ash



Sahara




Onyx



Pewter



Rocky Mountain Graphite



Rundle Ridge

Colors shown are reproduced by the litho-graphic process and may vary from actual colors. Consult product samples for color accuracy. NextStone™ reserves the right to delete or change items in its product line without notice.

Slatestone Post Covers

A) 1 piece Post Cover

fit over either 4x4 posts or 6x6 posts

B) 2 piece Post Cover

fit around either 4x4 posts or 6x6 posts

Posts build out to approximately 8" x 8" x 41"

Available in all Slatestone colors

C) Post Cover Caps Fits on all Post Covers.

Caps are 10 ½" x 10 ½" x 3"

D) 4 Pc converter kit. Inside dimensions: 3 ½" x 3 ½"

Used when attaching Post Cover to 4x4 post.

E) Down Light Kit

F) Cap Light Kit

A




B



*1 pc Post Cover
Arizona Red with Red Post
Cover Cap*

2pc Post Cover Pewter

C




D



E



F



*Brunswick Brown Post Cover and Brown Caps with Cap
Light Kits and Down Light Kits*



**Brunswick
Brown**

**Arizona
Red**

Pewter

Onyx

Sahara

**Rundel
Ridge**

**Midnight
Ash**

**R.M.
Graphite**

Note: Post Covers will not fit a TRUE 6x6 Post. Inside Dimensions: 5 ½"x 5 ½"